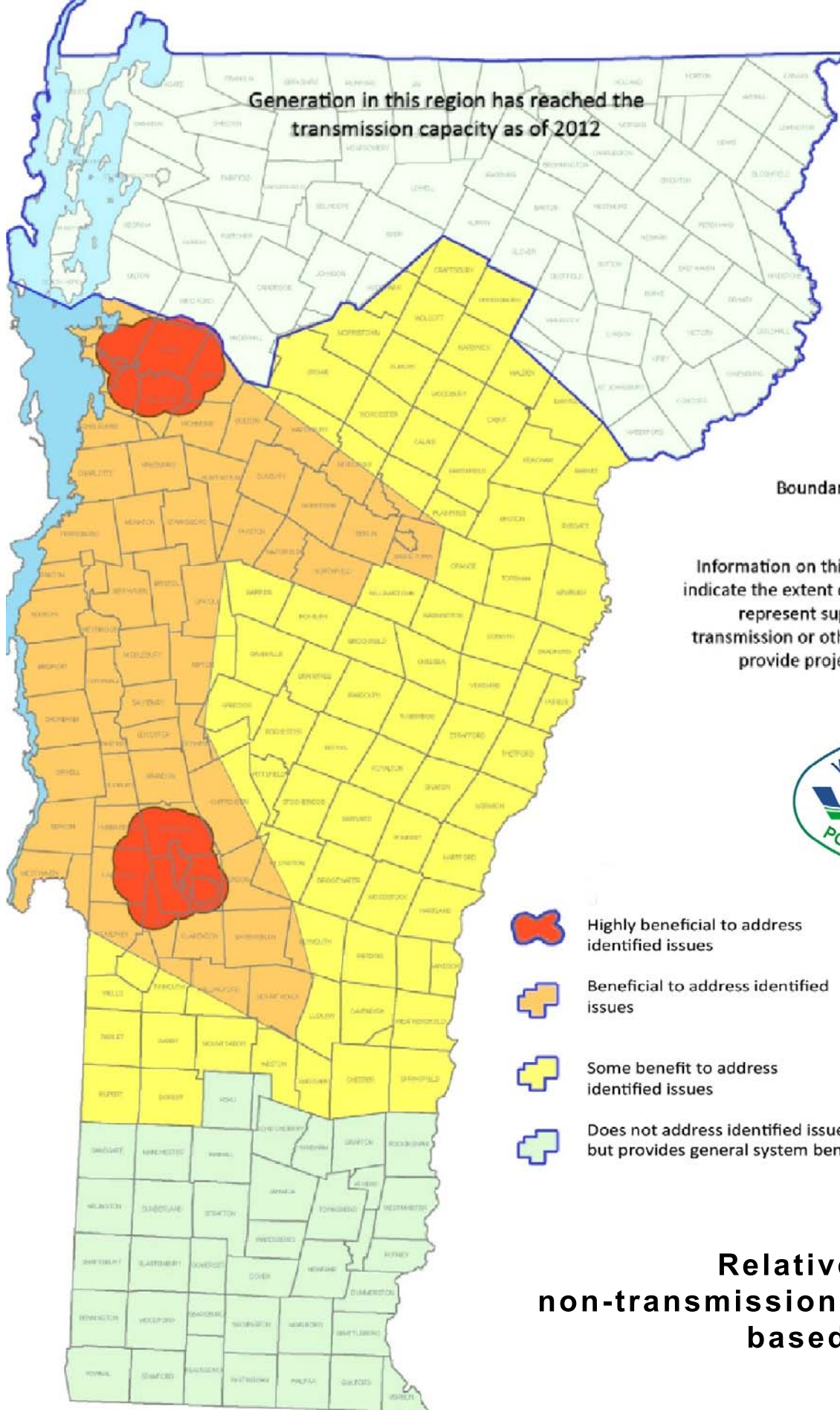






Generation in this region has reached the transmission capacity as of 2012



Boundary lines are approximate.

Information on this map is not intended to indicate the extent of interconnection costs, represent support of generation over transmission or other types of resources, or provide project advice to prospective developers.



-  Highly beneficial to address identified issues
-  Beneficial to address identified issues
-  Some benefit to address identified issues
-  Does not address identified issues but provides general system benefit

Relative benefits of non-transmission alternatives based on location

VELCO, nor its affiliates, nor any person acting on their behalf, makes no warranty, expressed or implied with respect to the use of information in this document, nor assumes any liability with respect to the use of information in this document. Anyone who uses this document releases VELCO, its affiliates, and any person acting on their behalf from liability for direct or indirect loss or damage, irrespective of fault, negligence, and strict liability.