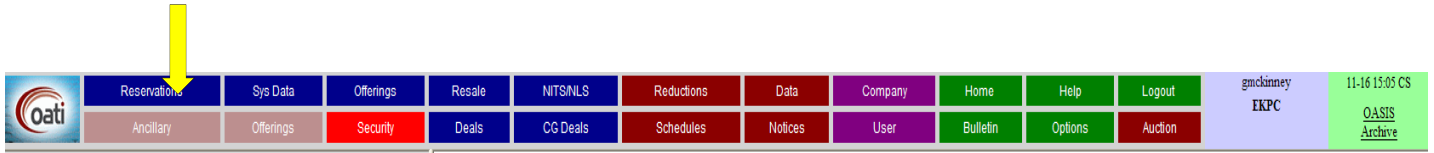
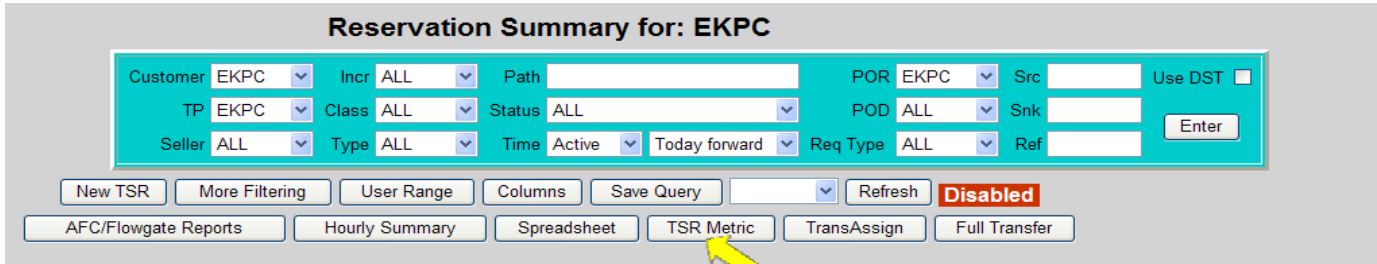


Query Instructions For Viewing TSR Metrics Reports

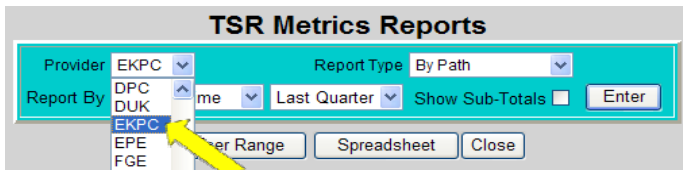
1. Select Reservations



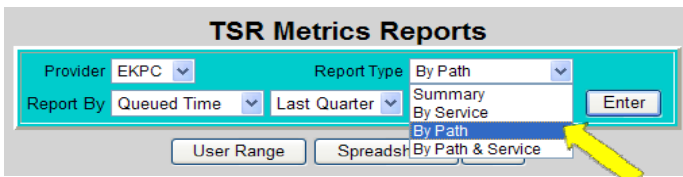
2. Push TSR Metric button



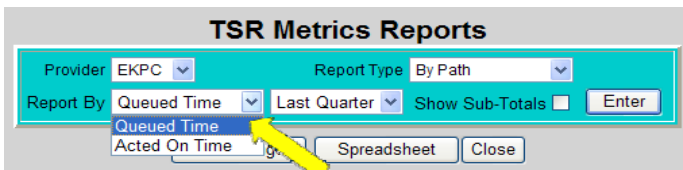
3. Choose EKPC from Provider drop-down menu



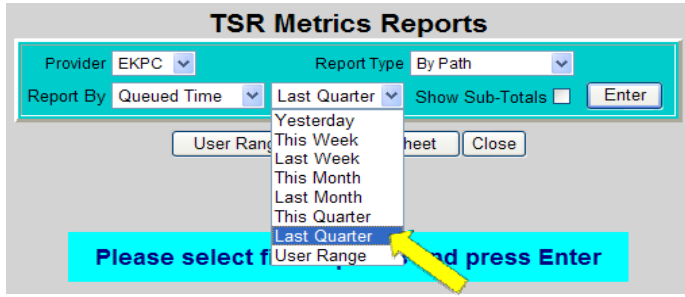
4. Choose Report Type from drop-down menu



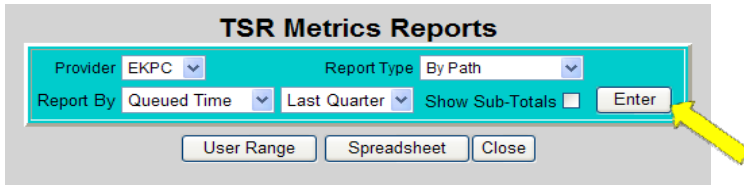
5. Choose Time from Report By drop-down



6. Choose report period from drop-down menu



7. Push the Enter button



8. View TSR Metric Report based on previous selections

TSR Metrics Reports

Provider: EKPC Report Type: By Path
 Report By: Queued Time Last Quarter Show Sub-Totals: Enter

User Range Spreadsheet Close

Selected time range: 2011-07-01 00:00:00 CS to 2011-09-30 23:59:59 CS

				Summary				Approved							Denied				Other					
Path	POR	POD	Customer	Total	Approved	Denied	Other	Accepted-Pending	Accepted-Confirmed	Counteroffer-Pending	Counteroffer-Confirmed	Customer Withdrawn	Provider Superseded	Provider Declined	Provider Retracted	Provider Annulled	Provider Displaced	Invalid	Refused	Declined	Superseded	Withdrawn	Pending	
SEKPC/CIN-EKPC//	CIN	EKPC	Non-Affiliate	1	1	0	0	0	1	0	0	0	0	0	0	0	0	0	0	0	0	0	0	0
SEKPC/EKPC-AEP//	EKPC	AEP	Non-Affiliate	208	206	2	0	0	202	0	0	0	0	0	4	0	0	1	1	0	0	0	0	0
SEKPC/EKPC-CIN//	EKPC	CIN	Non-Affiliate	13	13	0	0	0	12	0	0	0	0	0	1	0	0	0	0	0	0	0	0	0
SEKPC/EKPC-LGEE//EKPC/LGEE	Non-Affiliate	14	14	0	0	0	0	13	0	0	0	0	0	0	1	0	0	0	0	0	0	0	0	0
SEKPC/EKPC-TVA//	EKPC	TVA	Non-Affiliate	10	10	0	0	0	10	0	0	0	0	0	0	0	0	0	0	0	0	0	0	0
SEKPC/TVA-AEP//	TVA	AEP	Non-Affiliate	2	2	0	0	0	2	0	0	0	0	0	0	0	0	0	0	0	0	0	0	0
Total				248	246	2	0	0	240	0	0	0	0	0	0	6	0	0	1	1	0	0	0	0